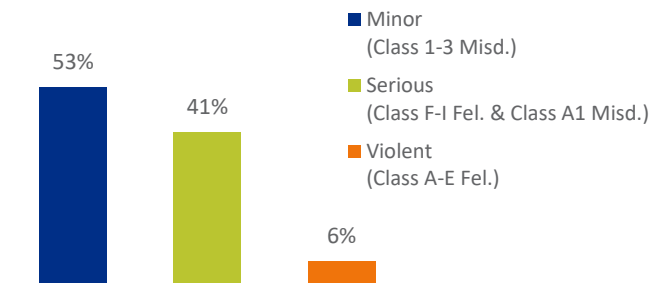


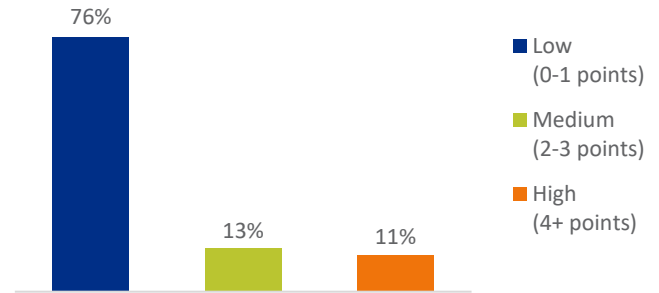
## FISCAL YEAR 2024

- ⇒ There were 3,237 delinquent dispositions imposed in FY 2024, a 6% decrease from FY 2023.
- ⇒ The majority of dispositions were for Minor offenses (e.g., Class 1-3 misdemeanors); 24% of Serious offenses were Class A1 misdemeanors.
- ⇒ The most frequent dispositions were for person and property offenses (42% and 36% respectively); the fewest were for drug offenses (5%).

### Offense Classification



### Delinquency History Level

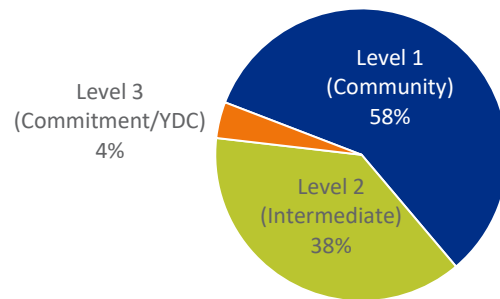


Adjudicated Offense Type	N	%
Person	1,366	42
Property	1,155	36
Other	537	17
Drug	179	5

### Dispositions Imposed

- 58% of dispositions imposed were Level 1.
- For Level 1 and Level 2 dispositions, the most frequently imposed length of probation was 12 months (41%) followed by 6 months (33%).
- Very few (4%) Level 3 dispositions (i.e., Commitment/Youth Development Center [YDC]) were imposed.
- By statute, juveniles with a Level 3 disposition must be committed to a YDC for a minimum of 6 months; the average length of stay was 13 months.
- The top 5 adjudicated offenses accounted for 27% of dispositions imposed in FY 2024.

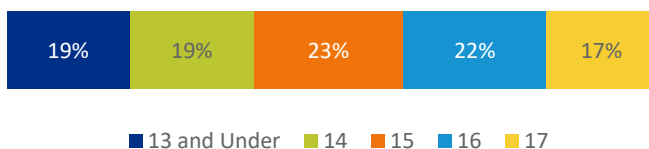
### Dispositions Imposed



### Juvenile Characteristics

- The majority (79%) of juveniles were male.
- 53% of juveniles were Black, 32% were White, 10% were Hispanic, and 5% were Other.
- The average age at offense was 15; 39% of juveniles were 16-17 years old (i.e., the Raise the Age [RtA] population).
- The majority of juveniles (76%) had a Low delinquency history level; 68% had no delinquency history points.
- Most dispositions (43%) involved a juvenile adjudicated for a Minor offense with a Low delinquency history level.

### Age at Offense



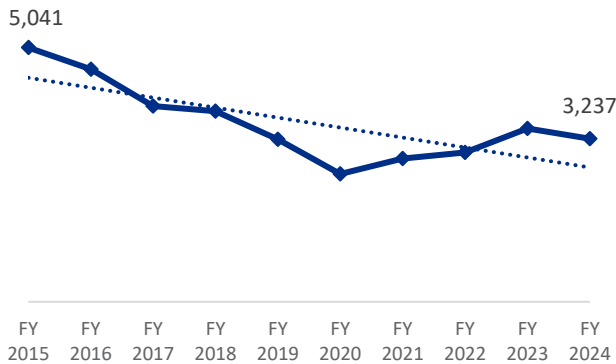
Top 5 Adjudicated Offenses	Class	N
Simple Assault	2	397
Misdemeanor Larceny	1	156
Communicating Threats	1	118
Possess Handgun by Minor	1	109
Larceny of Motor Vehicle (Felony)	H	104

# QUICK FACTS: JUVENILE DISPOSITIONS

## FISCAL YEAR 2015 – FISCAL YEAR 2024

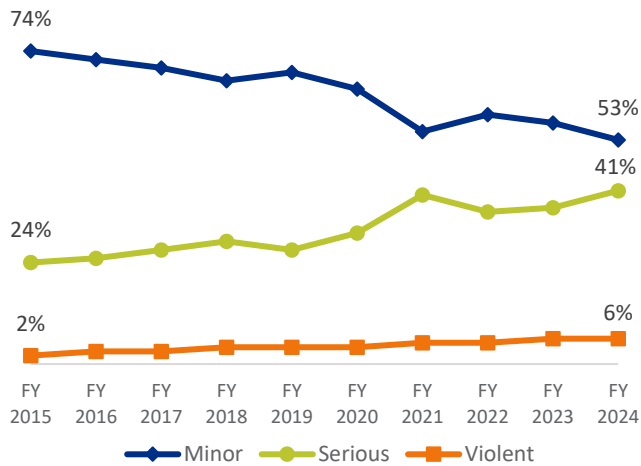
Delinquent dispositions have decreased 36% over the past ten years with the most significant declines attributable to the pandemic. However, system recovery and the introduction of a new population of juveniles into the Juvenile Justice system (i.e., RtA juveniles) contributed to increases the past four fiscal years.

**Delinquent Dispositions**



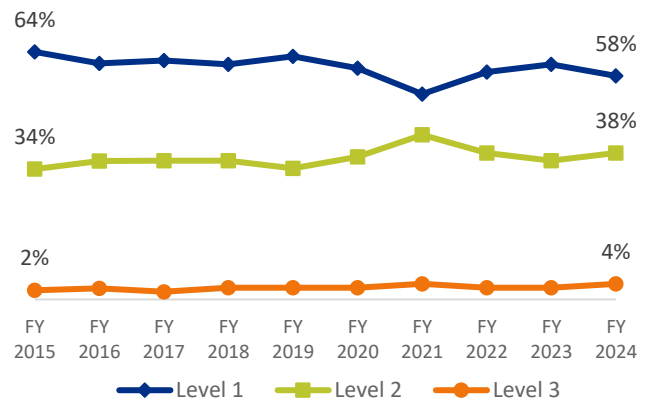
The majority of delinquent dispositions have been for Minor and Serious offenses (totals ranging between 94% and 98%). Violent offenses have remained at or below 6%.

**Offense Classification**



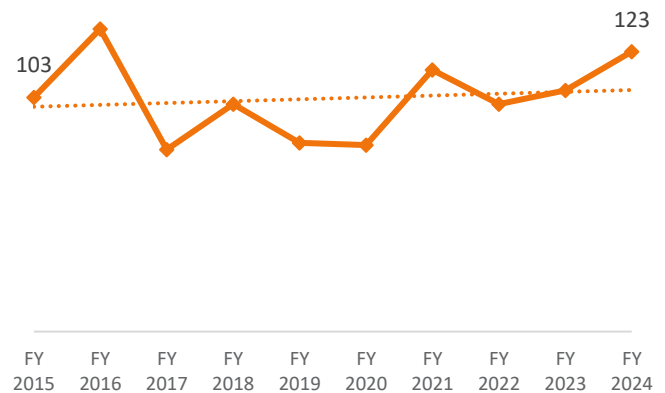
While Level 1 dispositions account for the majority of dispositions imposed, the percentage has declined over the time period shown. Level 3 dispositions continue to account for a very small percentage of overall dispositions.

**Dispositions Imposed**



The number of Level 3 dispositions has fluctuated over the past ten years. FY 2016 had the most Level 3 dispositions (133) and FY 2017 had the fewest Level 3 dispositions (80). In FY 2024, there were 123 Level 3 dispositions.

**Level 3 Dispositions Imposed**



NOTE: For FY 2015 to FY 2019, the age of juvenile jurisdiction was between 6 and 15 years at the time of the offense as set by statute. FY 2020 data captured the first 7 months of the Juvenile Justice Reinvestment Act (JJRA) implementation, which increased the age of juvenile jurisdiction to include most 16- and 17-year-olds. Every year following includes a full year of empirical data on JJRA.

SOURCE: NC Sentencing and Policy Advisory Commission, FY 2015 – FY 2024 Disposition Simulation Data

**NC Sentencing and Policy Advisory Commission**  
 PO Box 2448 | Raleigh, NC 27602  
 (919) 890-1470

**The Honorable Charlie Brown, Chairman**  
**Michelle Hall, Executive Director**

For the NC Sentencing and Policy Advisory Commission's annual *Youth Development Center Population Projections* and all other publications, see the Commission's website: [www.NCSPAC.org](http://www.NCSPAC.org).