



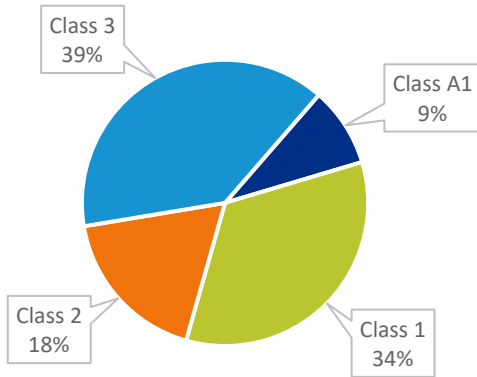
QUICK FACTS: MISDEMEANOR CONVICTIONS

JUNE 2024

FISCAL YEAR 2023

- ⇒ During FY 2023, 103,010 sentences for misdemeanor convictions (including 40,887 for Class 2 and Class 3 traffic offenses) were imposed under Structured Sentencing. FY 2023 is the fourth year in which Class 2 and 3 traffic convictions were included in the report.
- ⇒ The majority (39%) of misdemeanor convictions were for Class 3 offenses.
- ⇒ Most misdemeanor convictions were for a traffic offense (44%), while the fewest were for a person offense (9%). The most frequently convicted offense was driving while license revoked (non-DWI).
- ⇒ 26% of convictions resulted in an Active punishment.

Offense Class Distribution



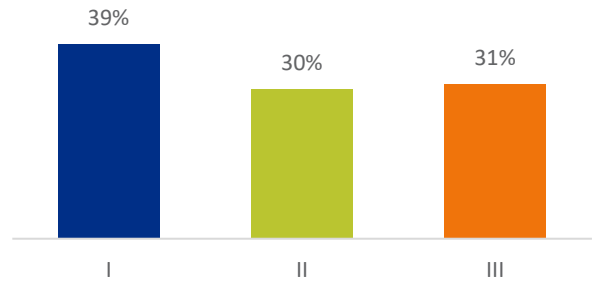
Convictions by Type of Offense

Type of Offense	N	%
Person	8,311	9
Property	15,183	16
Drug	13,319	14
Public Order	16,346	17
Traffic	41,962	44

Offender Characteristics

- The majority of misdemeanor offenders were male (73%).
- 47% of offenders were White, 41% were Black, 7% were Hispanic, 1% were Native American, and 4% were Other.
- The average age of offenders was 35 at conviction.
- 39% of convictions were for offenders in Prior Conviction Level I (i.e., offenders with no prior convictions).

Prior Conviction Level Distribution



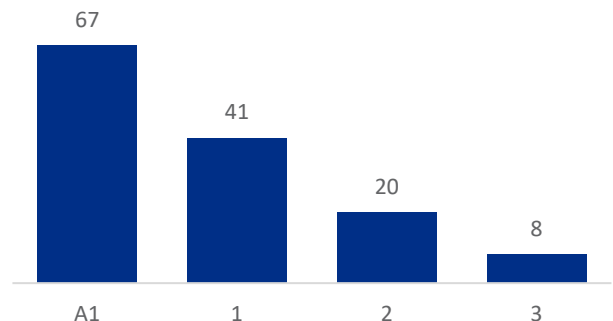
Top 5 Misdemeanor Convictions

Offense	Class	N
DWLR Non-DWI Revocation	3	15,364
Misdemeanor Larceny	1	7,907
Possess Drug Paraphernalia	1	6,466
Speeding	3	5,489
Reckless Driving to Endanger	2	4,316

Punishment

- 26% of misdemeanor convictions resulted in an Active punishment, 2% resulted in an Intermediate punishment, and 72% resulted in a Community punishment.
- Convictions for Class A1 and Class 1 misdemeanors accounted for the highest percentages of active sentences imposed relative to other offense classes (36% each).
- The average active sentence length was 33 days.
- 87% of offenders with active sentences received credit for time served.

Average Active Sentence by Offense Class (in Days)

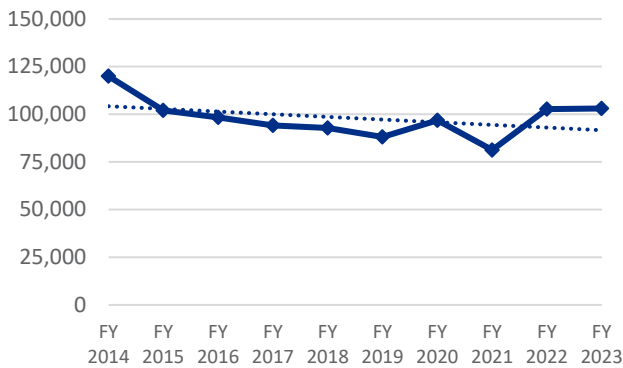


QUICK FACTS: MISDEMEANOR CONVICTIONS

FISCAL YEAR 2014 – FISCAL YEAR 2023

From FY 2019 to FY 2020, the inclusion of Class 2 and 3 traffic convictions resulted in a 10% net increase in misdemeanor convictions. Following declines due to the COVID-19 pandemic, misdemeanor convictions have increased 27% since FY 2021. Misdemeanor convictions increased less than 1% over the past fiscal year.

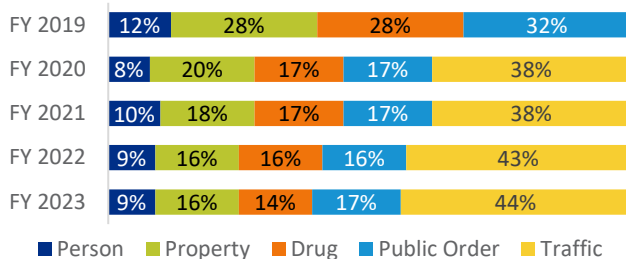
Total Misdemeanor Convictions



Note: Misdemeanor convictions in FY 2014 – FY 2019 exclude Class 2 and 3 traffic offenses, while FY 2020 - FY 2023 misdemeanor convictions include Class 2 and Class 3 traffic offenses.

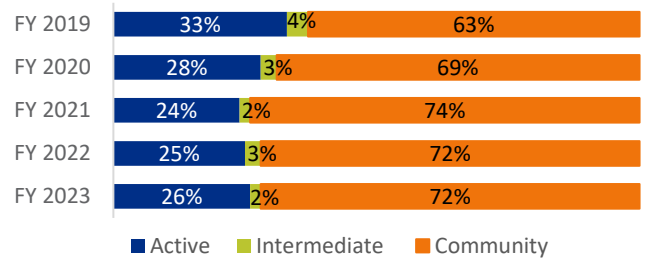
The composition of misdemeanor convictions by offense type has changed substantially with the addition of Class 2 and Class 3 traffic offenses in FY 2020, with traffic offenses now accounting for the largest percentage of misdemeanor convictions (44%). Previously, public order offenses comprised most of the misdemeanor convictions.

Type of Offense



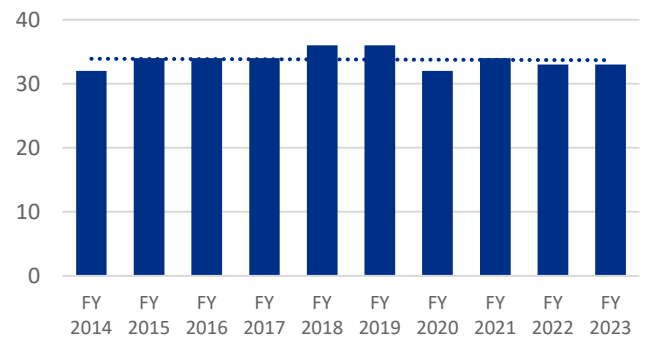
The percentage of convictions with an Active punishment imposed decreased from 33% in FY 2019 to 26% in FY 2023, while the percentage of Community punishments imposed increased. This change reflects the sentencing of Class 2 and 3 traffic offenses which are less likely to receive Active punishment and more likely to receive Community punishment.

Type of Punishment Imposed



The average active sentence imposed for all misdemeanor convictions has been relatively stable over the past ten years, ranging from a low of 32 days to a high of 36 days. The average active sentence imposed was 33 days in FY 2023.

Average Active Sentence (in Days)



In each year since FY 2020, nearly three-fourths of active sentences equaled the amount of credit for time served (with an average of 25 days in FY 2023), potentially indicating a sentence to time served.

Note: Figures in this publication generally exclude misdemeanor convictions that did not fit within the appropriate cell in the Misdemeanor Punishment Chart. SOURCE: NC Sentencing and Policy Advisory Commission, FY 2014 – FY 2023 Statistical Report Data

NC Sentencing and Policy Advisory Commission
PO Box 2448 | Raleigh, NC 27602
(919) 890-1470

The Honorable Charlie Brown, Chairman
Michelle Hall, Executive Director

For the NC Sentencing and Policy Advisory Commission’s *Structured Sentencing Statistical Report for Felonies and Misdemeanors* and all other publications, see the Commission’s website: www.NCSPAC.org.