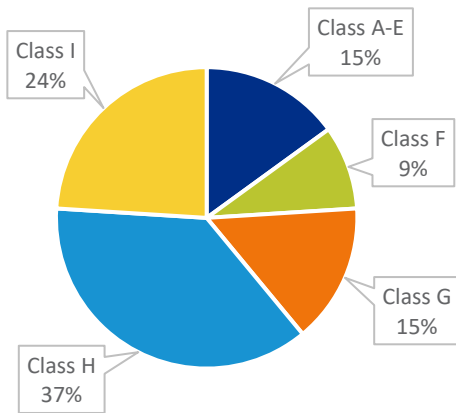


FISCAL YEAR 2023

- ⇒ There were 26,323 sentences imposed in FY 2023 for felony convictions under Structured Sentencing.
- ⇒ A large portion (61%) of felony convictions were for Class H and I offenses.
- ⇒ Most felony convictions were for either a non-trafficking drug offense (30%) or a property offense (27%). The most frequently convicted offense was for possession of a firearm by a felon.
- ⇒ 39% of convictions resulted in an Active punishment.

Offense Class Distribution



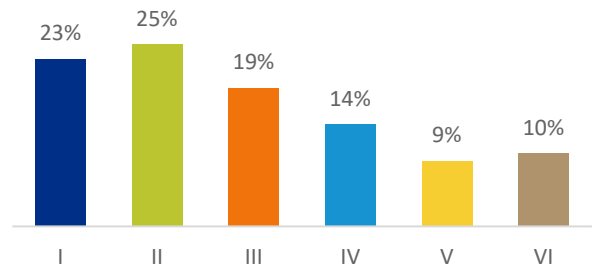
Convictions by Type of Offense

Type of Offense	N	%
Person	4,971	19
Property	6,988	27
Non-Trafficking (NT) Drug	7,706	30
Other	6,193	24

Offender Characteristics

- The majority of felony offenders were male (82%).
- 51% of offenders were White, 43% were Black, 3% were Hispanic, 1% were Native American, and 2% were Other.
- The average age of offenders was 36 at conviction.
- Almost half (48%) of convictions were for offenders in Prior Record Levels I and II, including 17% for offenders with no prior record points. 19% had serious criminal histories (Prior Record Levels V and VI).

Prior Record Level Distribution



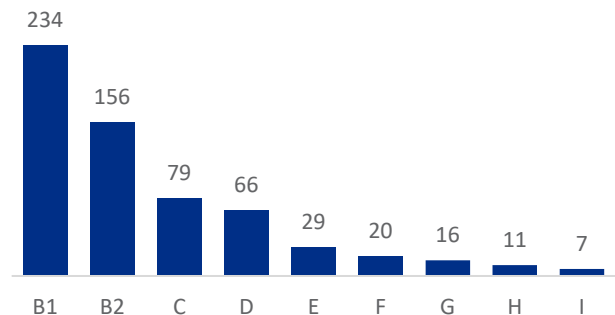
Top 5 Felony Convictions

Offense	Class	N
Possession of a Firearm by a Felon	G	2,365
Possess Methamphetamine	I	2,073
Breaking and Entering Buildings	H	1,203
Larceny of Property (>\$1,00)	H	865
Possession of Sched. II Control Sub.	I	834

Punishment

- 39% of convictions resulted in an Active punishment, 36% resulted in an Intermediate punishment, and 25% resulted in a Community punishment.
- 66% of convictions with an Active punishment were sentenced in the presumptive range.
- Overall, the average minimum active sentence was 33 months. 89% of offenders with active sentences received credit for time served, with an average credit of 9 months.

Average Minimum Active Sentence by Offense Class (in Months)



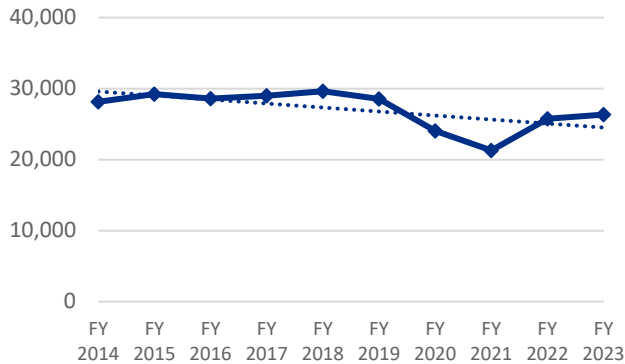
QUICK FACTS: FELONY CONVICTIONS

FISCAL YEAR 2014 – FISCAL YEAR 2023

Felony convictions were relatively stable prior to the onset of the COVID-19 pandemic in FY 2020. Felony convictions declined 25% during the height of the pandemic (FY 2020 and FY 2021). Felony convictions have increased 24% since FY 2021, including a 2% increase this past fiscal year.

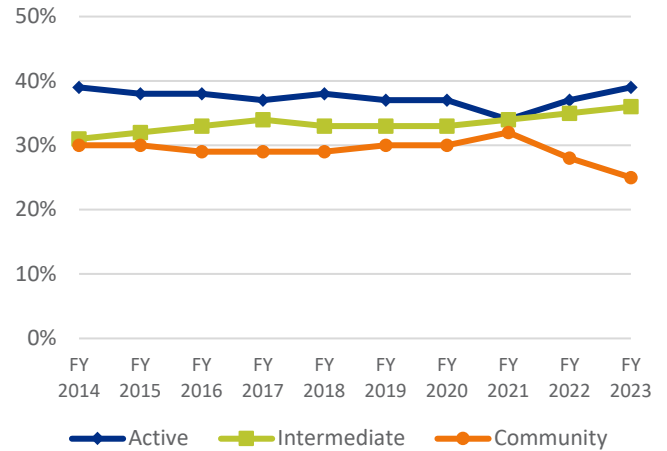
With the exception of FY 2021 (due to COVID effects), the percentage of convictions with an Active punishment imposed has been stable (37% to 39%). Following FY 2021, Intermediate punishments have increased, while Community punishments have decreased.

Total Felony Convictions



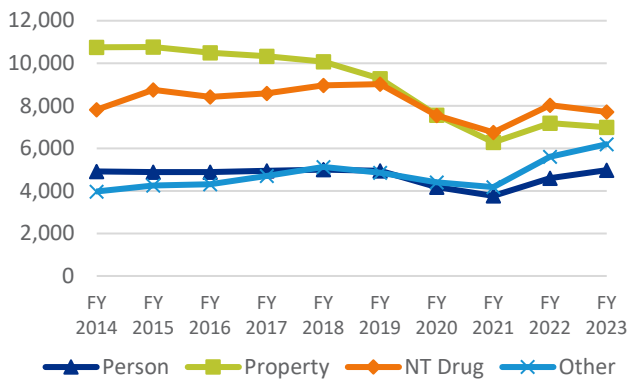
The volume of convictions for all offense types declined because of the pandemic but have since increased. The volume of NT drug and property convictions is similar to FY 2014 volume, while lower for property offenses. The volume of convictions in the other category has increased, primarily due to an increase in possession of a firearm by a felon convictions.

Felony Convictions by Type of Punishment

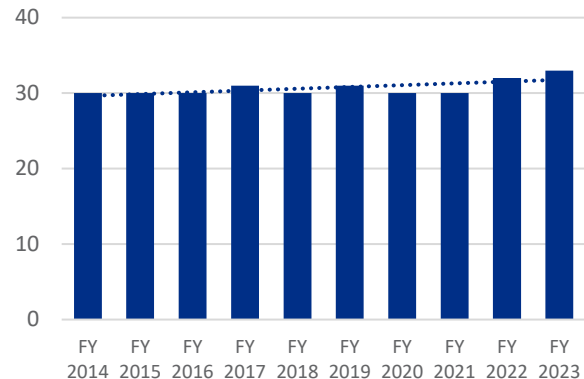


The overall average minimum sentence imposed for felony convictions sentenced to an Active punishment has remained relatively stable (ranging from 30 to 33 months) over the past ten years.

Felony Convictions by Type of Offense



Average Minimum Active Sentence (in Months)



Note: Figures in this publication generally exclude felony convictions that did not fit within the appropriate cell in the Felony Punishment Chart. However, convictions for Intermediate and Community punishments in cells in which those dispositions are not authorized by the Felony Punishment Chart are included. Average active sentence length calculations exclude death and life sentences. SOURCE: NC Sentencing and Policy Advisory Commission, FY 2014 – FY 2023 Statistical Report Data

NC Sentencing and Policy Advisory Commission
 PO Box 2448 | Raleigh, NC 27602
 (919) 890-1470

The Honorable Charlie Brown, Chairman
Michelle Hall, Executive Director

For the NC Sentencing and Policy Advisory Commission's *Structured Sentencing Statistical Report for Felonies and Misdemeanors* and all other publications, see the Commission's website: www.NCSPAC.org.