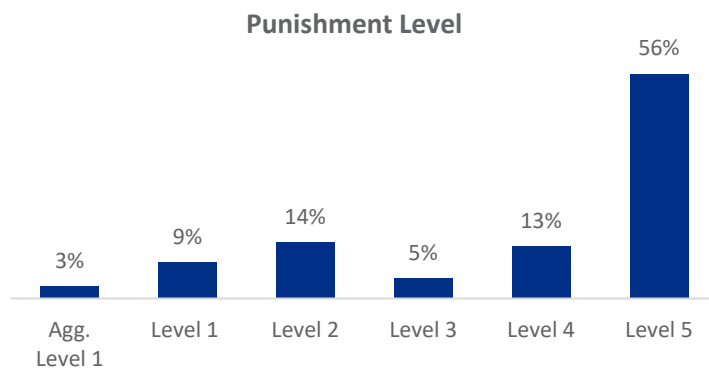


FISCAL YEAR 2022

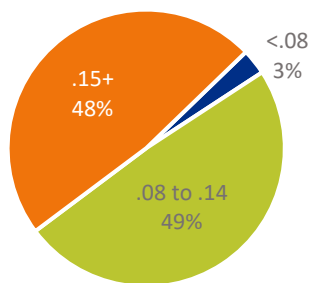
- ⇒ There were 26,333 sentences imposed for DWI convictions in FY 2022.
- ⇒ The majority of DWI convictions were in Level 5 (56%).
- ⇒ Most offenders convicted of DWI received probation (93%).



Offender Characteristics

- Nearly three-fourths of DWI offenders were male (74%).
- Over half (55%) of offenders were White, 29% were Black, 11% were Hispanic, and 5% were Other.
- The average age at offense was 37 years old.
- Of offenders with a BAC recorded (73%), nearly half were in the highest BAC category (BAC of .15 or more).

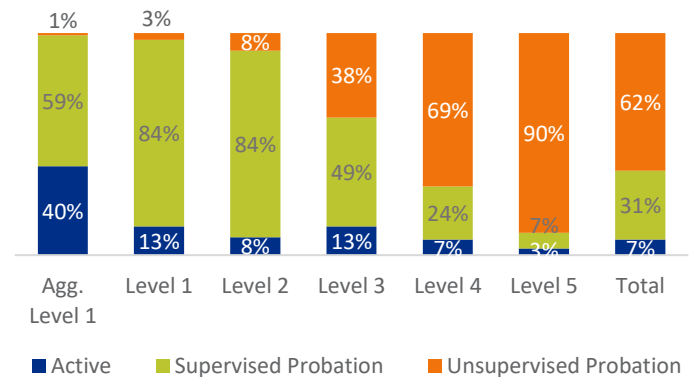
Blood Alcohol Content (BAC)



Punishment

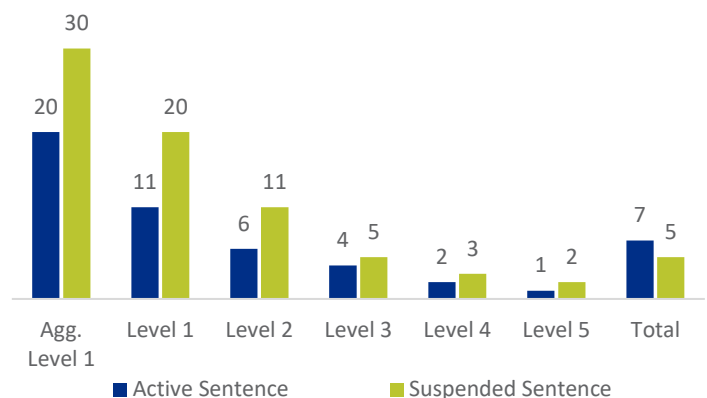
- 7% of DWI convictions resulted in an active sentence, 31% resulted in supervised probation, and 62% resulted in unsupervised probation.
- Aggravated Level 1 had the highest percentage with active sentences (40%); Level 5 had the highest percentage with unsupervised probation (90%).
- Level 3 had a higher percentage of active sentences than Level 2 (13% compared to 8%), possibly due to DWI sentencing factors.

Type of Sentence Imposed by Punishment Level



- On average, Aggravated Level 1 offenders had the longest active sentences (20 months).
- For all punishment levels, the average active sentence length was approximately half of the statutory maximum.

Average Sentence Imposed (Months) by Punishment Level



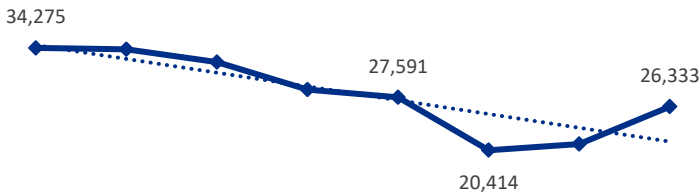
- Probation was imposed for all 24,572 DWI convictions with a suspended sentence; over two-thirds (67%) received unsupervised probation.
- The average probation term was 18 months for supervised and 13 months for unsupervised probation.
- Special probation was ordered for 28% of offenders with probation; the average term of confinement for special probation was 21 days. Nearly all Aggravated Level 1 sentences (98%) included special probation.
- Fines were imposed for 85% of offenders who received probation with an average fine of \$201. The most frequently imposed fine was \$100.

QUICK FACTS: DWI CONVICTIONS

FISCAL YEAR 2015 – FISCAL YEAR 2022

DWI convictions have been declining since FY 2015 (23% from FY 2015 to FY 2022); the sharpest decline occurred with the onset of the COVID-19 pandemic in March 2020 (26% from FY 2019 to FY 2020). As the court system recovered in terms of case processing and operations, DWI convictions increased 24% from FY 2021 to FY 2022 but were still below pre-pandemic levels.

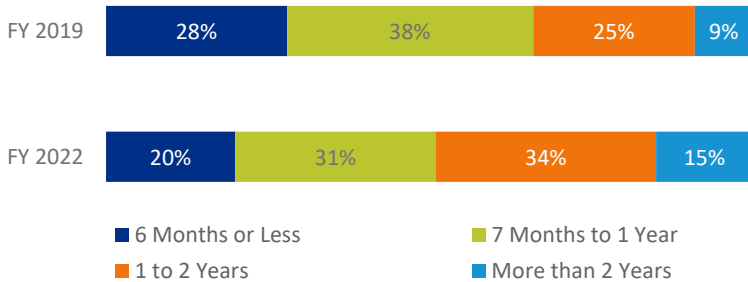
DWI Convictions



FY	FY	FY	FY	FY	FY	FY	FY
2015	2016	2017	2018	2019	2020	2021	2022

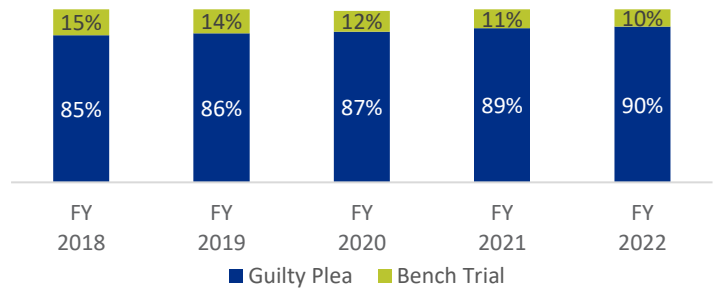
The pandemic has affected time to sentencing for DWI convictions with fewer DWI convictions sentenced in 1 year or less (51% in FY 2022 compared to 66% in FY 2019). Correspondingly, the percentage of convictions that take more than 2 years to be sentenced has increased. The median time to sentencing was also longer for FY 2022 (12 months) compared to previous years (range from 9 to 10 months).

Time to Sentencing



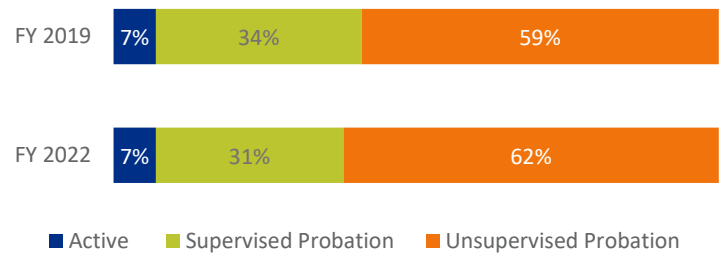
The percentage of convictions resulting from guilty pleas has been increasing (90% in FY 2022 compared to 85% in FY 2018), while the percentage resulting from bench trials has been decreasing (10% in FY 2022 compared to 15% in FY 2018). Jury trials typically occurred in less than 1% of convictions.

Method of Disposition



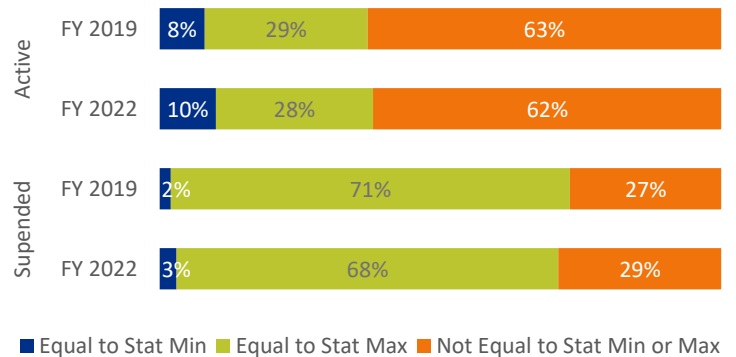
The distribution of DWI convictions by punishment level and punishment type has remained stable since FY 2015. Over half of convictions were for Level 5 offenses, ranging from 55% to 57% per year. The largest proportion of offenders received unsupervised probation.

Type of Punishment



Relative to the statutory minimum and maximums, sentences imposed were similar in FY 2019 and FY 2022. Across all years, the sentence lengths for suspended sentences were nearly equal to the statutory maximum.

Sentence Length Relative to the Statutory Minimum and Maximum Sentences



Note: FY 2015 is the first year DWI data was published by the NC Sentencing and Policy Advisory Commission.
SOURCE: NC Sentencing and Policy Advisory Commission, FY 2015 – FY 2022 DWI Statistical Report Data

<p>NC Sentencing and Policy Advisory Commission PO Box 2448 Raleigh, NC 27602 (919) 890-1470</p> <p>For the NC Sentencing and Policy Advisory Commission's <i>DWI Statistical Report</i> and all other publications, see the Commission's website: www.NCSPAC.org.</p>	<p>The Honorable Charlie Brown, Chairman Michelle Hall, Executive Director</p>
---	--