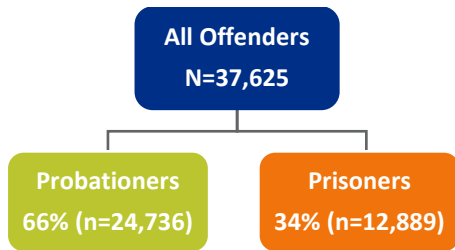


FISCAL YEAR 2021 SAMPLE

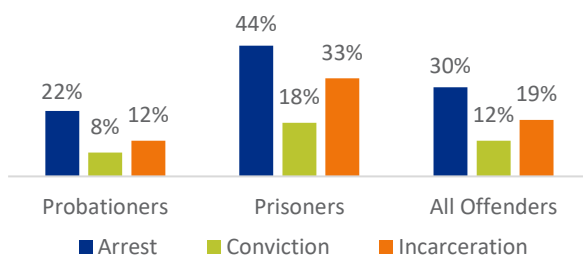
- ⇒ The sample is comprised of offenders sentenced under Structured Sentencing who were released from supervised probation or prison during FY 2021; the follow-up period for recidivism is two years.
- ⇒ Criminal justice outcomes examined included recidivist arrests, convictions, and (state prison) incarcerations.
- ⇒ The COVID-19 pandemic affected the sample (in terms of size) and recidivism rates during the follow-up period.



Offender Profile

- Offenders averaged 36 years of age. The majority were male (78%), 49% were White, 45% were Black, 88% were not married, 57% dropped out of high school, 55% had prior employment, and 76% had substance use indicated.
- All prisoners had a felony conviction, while the majority of probationers had a misdemeanor conviction (56%).
- Compared to probationers, prisoners had more extensive prior criminal justice contacts and higher recidivism rates.
- Over half were employed during the two-year follow-up with an annual median wage of \$11,980 (in year two).
- 65% of offenders with a recidivist arrest were arrested within the first 12 months of follow-up.

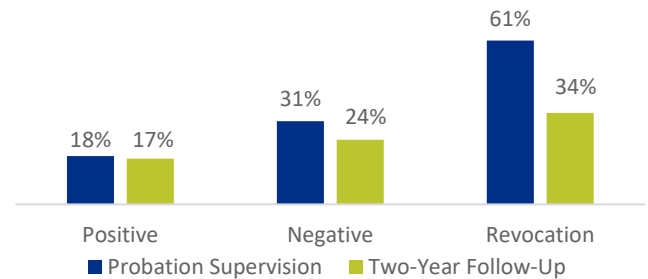
Recidivism Rates



Probationers

- Probationers were grouped based on their release reason: positive (54%), negative (30%), and revocation (16%).
- The positive and negative groups were most likely to have a technical violation as their most serious violation; the revocation group was more likely to have a criminal violation.
- The negative and revocation groups had higher recidivism rates during probation supervision; the positive group had similar recidivism rates in both periods.

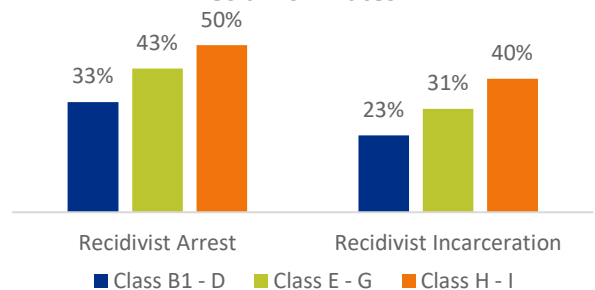
Recidivist Arrest Rates



Prisoners

- Class B1 – D prisoners had the lowest recidivism rates. Class H - I prisoners had the highest recidivism rates.
- Prisoners who entered prison due to a Post Release Supervision (PRS) revocation, who had infractions, who were placed in restrictive housing, or who were classified as close custody at release had the highest recidivism rates.
- 84% of prisoners were subject to PRS upon release; three-quarters exited PRS with a satisfactory termination followed by 18% due to revocation.

Recidivism Rates



SOURCE: NC Sentencing and Policy Advisory Commission, FY 2021 Correctional Program Evaluation Data

NC Sentencing and Policy Advisory Commission
PO Box 2448 | Raleigh, NC 27602 | 919-890-1470

The Honorable Charlie Brown, Chairman
Michelle Hall, Executive Director

For the NC Sentencing and Policy Advisory Commission's *Correctional Program Evaluation: Offenders Released from Probation or Prison in Fiscal Year 2021* and all other publications, see the Commission's website: www.NCSPAC.org.